



know & love  
timber

Porta.com.au

# CONTOURS TIMBER LINING BOARDS

f @portatimber    @porta\_timber

1300 650 787  
sales@porta.com.au

Isthmus  
in Tasmanian Oak

# PORTA CONTOURS®

Inspired by the natural contours of the Australian landscape, Porta Contours® bring warmth, texture, and movement to residential and commercial spaces.

Crafted from solid timber in various textured designs, these lining boards create calming atmospheres or vibrant patterns. Ideal for internal applications, they can be used for flat or curved surfaces.

Designed for easy installation, Porta Contours® feature a concealed tongue and groove connection that ensures a seamless finish.

Porta is dedicated to sourcing timber from sustainable and environmentally responsible forests, holding Chain of Custody under internationally recognised and accredited organisations.



The mark of  
responsible forestry



PEFC  
PEFC/21-31-120  
Promoting Sustainable  
Forest Management  
www.pefc.org.au

Ask for our certified range.

**Strata**  
in Primed FJ Pine



*Shade*

in Engineered American Oak Veneer



# DURABLE TIMBER

Porta Contours® are made from durable, solid timber, and are available in a wide range of timber species allowing you to select the perfect timber which best suits your space.



## ENGINEERED AMERICAN OAK VENEER

A stunning North American hardwood, known for its hardwearing and versatile properties, this species' warm tone provides an inviting neutral backdrop.

Pinnacle profile shown



## TASMANIAN OAK

Porta Tasmanian Oak is a beautiful Australian hardwood and forms the core of Porta's range. This Select grade timber is also versatile, featuring minimal marks and natural characteristics, resulting in a clean and strong finish.

Strata profile shown



## CLEAR PINE

A light softwood that is typically a cream to light-straw in colour, ideal for staining, waxing and colour-washing. This knot-free product is significantly easier to work with compared to knotty pine.

Cirque profile shown




## PRE PRIMED PINE

Ready to paint, this product is pre-coated with two coats of a specially developed water-based primer in a matte white finish. It is manufactured from finger-jointed Clear Pine which provides enhanced strength and stability.

Riverine profile shown

# STYLISH, TACTILE DESIGN


Porta Contours® are available in a range of stylish designs to complement your space.



## RIVERINE LINA7821

With its undulating curves, an interesting shadow play is created over Riverine in changing light. This profile has a matching curved wall bead available.


CURVED BEAD CBA3916



## CIRQUE LINB7821

As a fluted textured canvas, Cirque softens strong lines and adds richness to the material palette. This profile has a matching curved wall bead available.


CURVED BEAD CBB3916



## STRATA LIND7821


The strong lines of Strata are enhanced by its shadow gap, creating interest and variation. This profile has a matching curved wall bead available.

CURVED BEAD CBD3916



## GROOVE LINF7821

With rolling corrugations, Groove envelopes a space with warmth and movement.



## RIPPLE LING7821


Continuously curling and unfurling, Ripple enhances with organic tactility. This profile has a matching curved wall bead available.

CURVED BEAD CBG3916




**PINNACLE** LINH7821

Maximising shadow play along the length of the profile, Pinnacle evokes a sense of drama.



**RIDGES** LINJ7821


Enhanced by its shadow line, Ridges combines strong linear movement with the natural warmth of timber.



**WAVE** LINL7821


The rolling swells of Wave cascade into layers of textural variation. This profile has a matching curved wall bead available.

**CURVED BEAD** CBL3916



**SHADE** LINM7821

The sweeping curves of Shade add gentle movement and dimension.



**ISTHMUS** LINX7821

The scalloped curves of Isthmus bring subtle movement, texture, and refined sophistication, adding depth and dimension to any space.

Refer to the profile index on page 10 for comprehensive details on the available timber species and lengths.







# SUITABLE FOR CURVES

Contours are suitable for curves down to a 1000mm radius. For tighter curves, down to a 300mm radius, curved wall beads are available for select profiles.



**RIVERINE** CBA3916



**CIRQUE** CBB3916



**STRATA** CBD3916



**RIPPLE** CBG3916



**WAVE** CBL3916



**RIVERINE** CBA3916



**CIRQUE** CBB3916



**STRATA** CBD3916



Scan for installation and maintenance tips, or visit [porta.com.au](http://porta.com.au) for inspiration.

# PORTA CONTOURS® SPECIFICATIONS



RIVERINE LINA7821



CIRQUE LINB7821



STRATA LIND7821



GROOVE LINF7821



RIPPLE LING7821



PINNACLE LINH7821



RIDGES LINJ7821



WAVE LINL7821



SHADE LINM7821



ISTHMUS LINX7821

## CURVED WALL BEADS



RIVERINE CBA3916



CIRQUE CBB3916



STRATA CBD3916



RIPPLE CBG3916



WAVE CBL3916

## READY TO PAINT PRE-PRIMED PINE



RIVERINE LINA7821



CIRQUE LINB7821



STRATA LIND7821



SHADE LINM7821

## CURVED WALL BEADS



RIVERINE CBA3916



CIRQUE CBB3916



STRATA CBD3916

## LINING BOARDS Width 91mm | Thickness 21mm | Cover 78mm

Profile	Code	0.9m (L)	1.2m (L)	1.8m (L)	2.4m (L)	2.7m (L)	3.0m (L)
Riverine	LINA7821	●	●	●	●	●●●●●●●●	●
Cirque	LINB7821	●	●	●	●	●●●●●●●●	●
Strata	LIND7821	●	●	●	●	●●●●●●●●	●
Groove	LINF7821	●	▲	▲	▲	●●	
Ripple	LING7821		▲	▲	▲	●▲	
Pinnacle	LINH7821		▲	▲	▲	●●●●	
Ridges	LINJ7821	▲	▲	▲	▲	●▲	
Wave	LINL7821	▲	●	●	▲	●●●●	
Shade	LINM7821	●	▲	▲	▲	●●●●●●●●	●
Isthmus	LINX7821					●●	

## CURVED WALL BEADS Width 39mm | Thickness 16mm

Profile	Code	0.9m (L)	1.2m (L)	1.8m (L)	2.4m (L)	2.7m (L)	3.0m (L)
Riverine	CBA3916	●				●●●●●●●●	●
Cirque	CBB3916	●				●●●●●●●●	●
Strata	CBD3916	●				●●●●●●●●	●
Ripple	CBG3916	▲				●▲	
Wave	CBL3916	●				●●●●	

- Tasmanian Oak - Select Grade    ● Tasmanian Oak Feature Grade    ● Engineered American Oak Veneer    ● Clear Pine    ● Primed FJ Pine
- ▲ Made to Order    ▲ Made to Order

We are here to help with your specific needs. For custom lengths and made to order products, please contact our Customer Service team at **1300 650 787** or email [sales@porta.com.au](mailto:sales@porta.com.au) to place your order and get more information about lining boards.

Wave  
in American Oak





know & love  
timber

**For sales & enquiries**

1300 650 787

[sales@porta.com.au](mailto:sales@porta.com.au)

[porta.com.au](http://porta.com.au)

**Follow us**

**f** @portatimber

**@** @porta\_timber

**p** portatimber

**Order a free sample**

